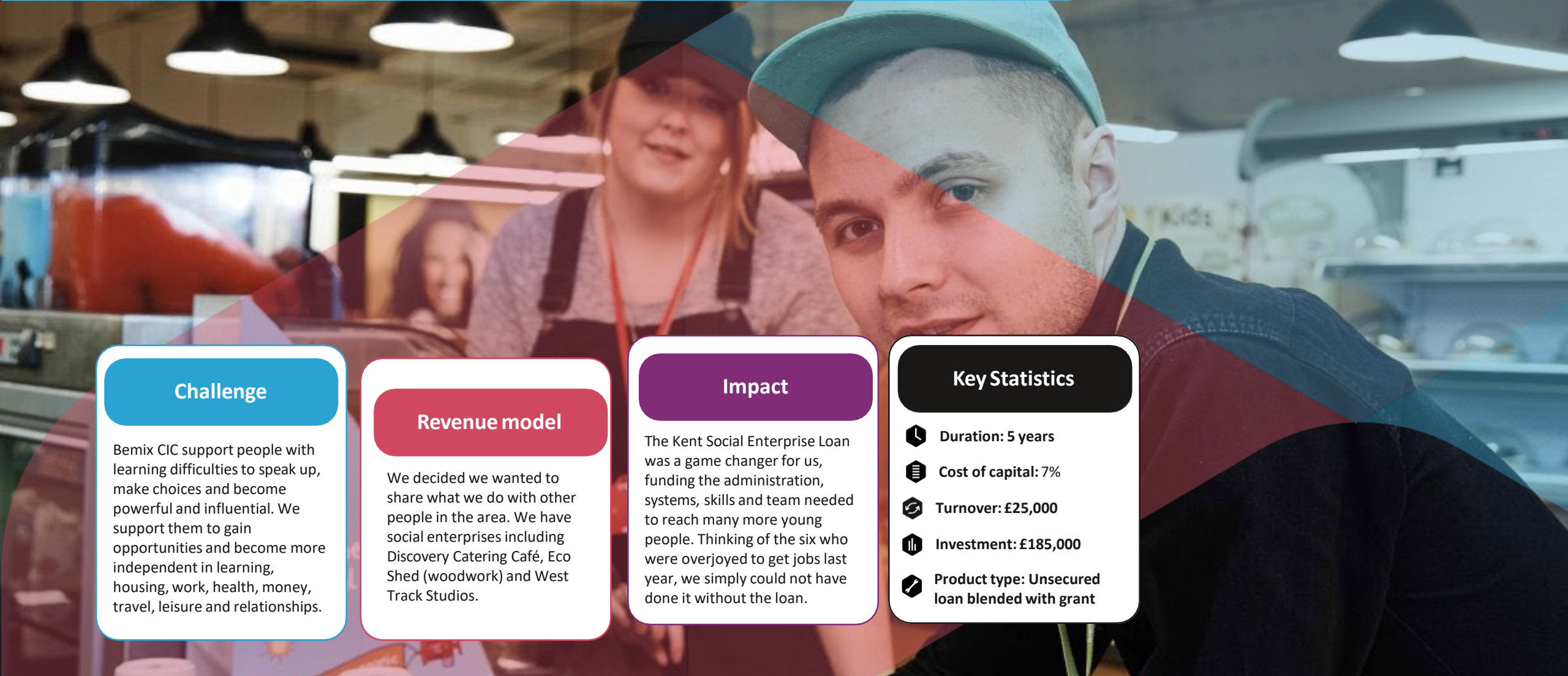




Bemix CIC

<https://www.bemix.org/>



Challenge

Bemix CIC support people with learning difficulties to speak up, make choices and become powerful and influential. We support them to gain opportunities and become more independent in learning, housing, work, health, money, travel, leisure and relationships.






Revenue model

We decided we wanted to share what we do with other people in the area. We have social enterprises including Discovery Catering Café, Eco Shed (woodwork) and West Track Studios.

Impact

The Kent Social Enterprise Loan was a game changer for us, funding the administration, systems, skills and team needed to reach many more young people. Thinking of the six who were overjoyed to get jobs last year, we simply could not have done it without the loan.

Key Statistics

-  **Duration: 5 years**
-  **Cost of capital: 7%**
-  **Turnover: £25,000**
-  **Investment: £185,000**
-  **Product type: Unsecured loan blended with grant**